



National Marine Manufacturers Association

nmma.org

ECONOMIC SIGNIFICANCE OF RECREATIONAL BOATING IN TEXAS

CONGRESSIONAL DISTRICT 29

Number of Recreational Boats*	3,944
Recreational Boating Industry Businesses	89
Total Jobs	324
Annual Recreational Boating-Related Spending	\$17.5 MILLION




TOTAL ANNUAL ECONOMIC IMPACT OF RECREATIONAL BOATING:

\$41.2 MILLION

RECREATIONAL BOATS IN TX-29

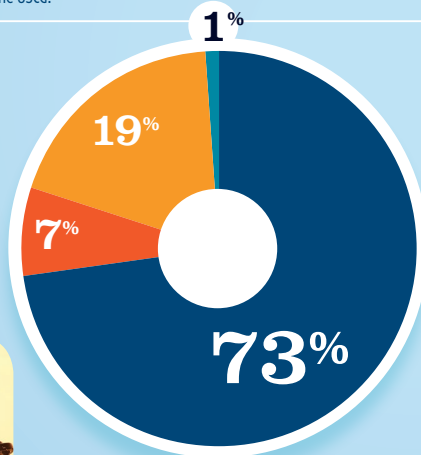
TOTAL BOATS*	▶ 3,944
REGISTERED BOATS	3,944
Power boats	3,276
PWCs	617
Sailboats	42
Other Boats	9
HOUSEHOLDS PER BOAT	52.5



*Total boats are registered boats as reported by states to the USCG.

RECREATIONAL BOATING CREATES JOBS IN TX-29

TOTAL BOATING JOBS	▶ 901
Boat Building	-
Motor / Engine Mfgr.	10
Accessory / Supplies Mfgr.	169
Dealers / Wholesalers	66
Boat Services	656

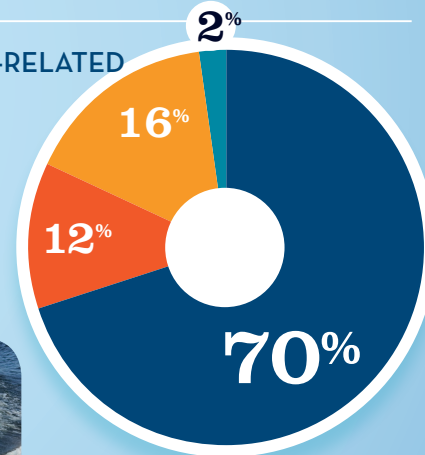


● BOAT BUILDING †
● MOTOR/ENG. MFGR.
● ACC./SUPPLIES MFGR.
● DLRS/WHOLESALERS
● BOAT SERVICES
 † 0%



RECREATIONAL BOATING-RELATED BUSINESSES IN TX-29

TOTAL BUSINESSES	▶ 89
Boat Building	-
Motor / Engine Mfgr.	2
Accessory / Supplies Mfgr.	14
Dealers / Wholesalers	11
Boat Services	62

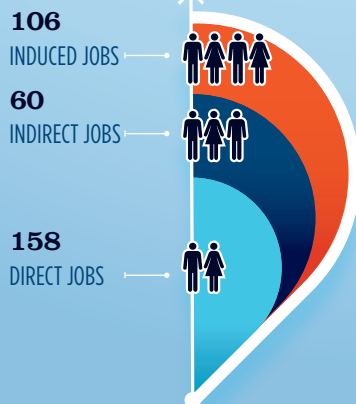


● BOAT BUILDING †
● MOTOR/ENG. MFGR.
● ACC./SUPPLIES MFGR.
● DLRS/WHOLESALERS
● BOAT SERVICES
 † 0%



ESTIMATED JOBS IMPACT OF RECREATIONAL BOATING-RELATED SPENDING IN TX-29

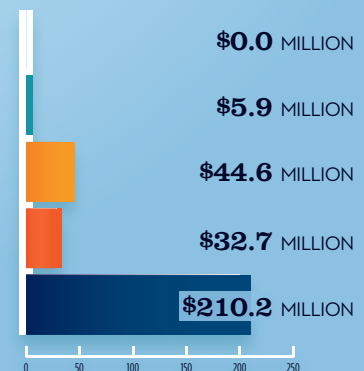
EST. TOTAL JOBS	▶ 324
EST. TOTAL LABOR INCOME	\$13.5 MILLIONS
Est. Direct Income	\$5.5
Est. Indirect Income	\$3.4
Est. Induced Income	\$4.6



RECREATIONAL BOATING INDUSTRY SALES IN TX-29

Boat Building	\$0.0	\$0.0 MILLION
Motor / Engine Mfgr.	\$5.9	
Accessory / Supplies Mfgr.	\$44.6	\$5.9 MILLION
TOTAL MFGR. SALES	▶ \$50.5	
Dealers / Wholesalers	\$32.7	\$44.6 MILLION
Boat Services	\$210.2	\$32.7 MILLION
TOTAL RETAIL & SERVICES SALES	▶ \$242.9	\$210.2 MILLION

● BOAT BUILDING
● MOTOR/ENG. MFGR.
● ACC./SUPPLIES MFGR.
● DLRS/WHOLESALERS
● BOAT SERVICES



Source: NMMMA's Center of Knowledge; Recreational Marine Research Center at Michigan State University